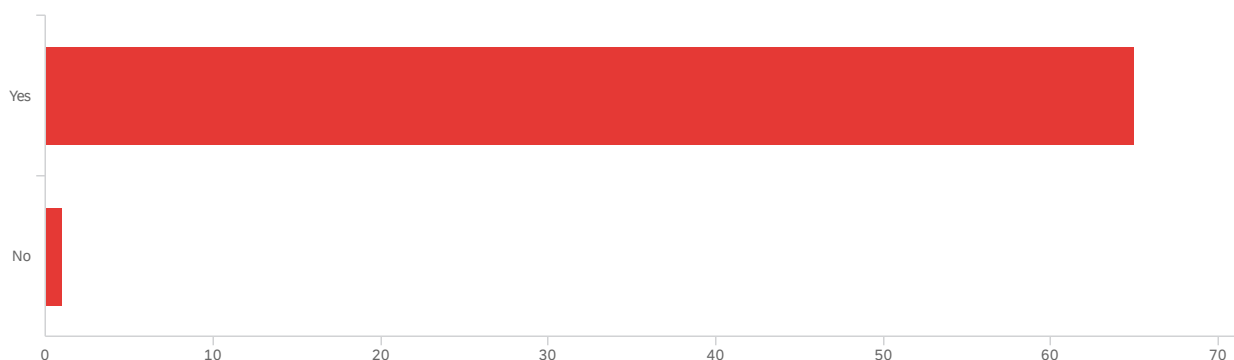


# Default Report

Calculus ALG Survey

November 30, 2021 7:11 AM MST

## Q39 - Are you 18 years old or older?



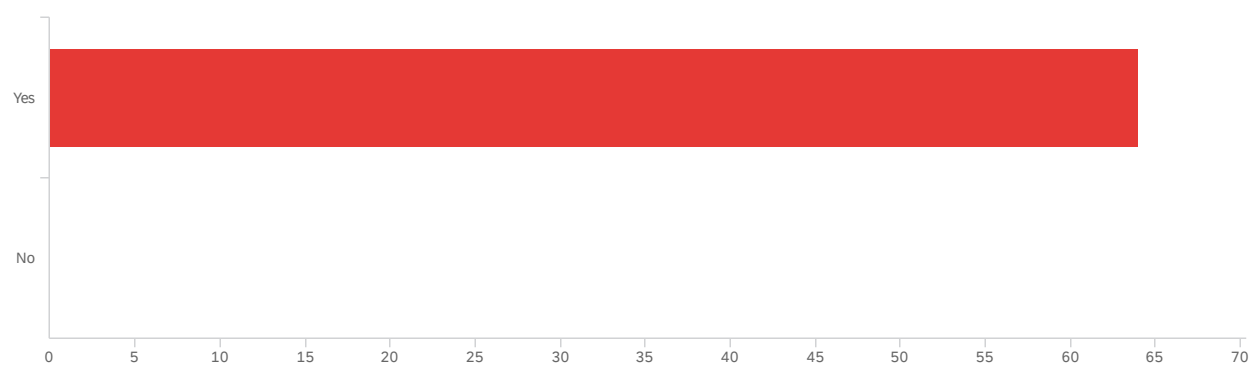
#	Field	Minimum	Maximum	Mean	Std Deviation	Variance	Count
1	Are you 18 years old or older?	1.00	2.00	1.02	0.12	0.01	66

#	Field	Choice Count
1	Yes	98.48% 65
2	No	1.52% 1

66

Showing rows 1 - 3 of 3

Q40 - Do you consent to be a part of this study?



#	Field	Minimum	Maximum	Mean	Std Deviation	Variance	Count
1	Do you consent to be a part of this study?	1.00	1.00	1.00	0.00	0.00	64

#	Field	Choice Count
1	Yes	100.00% 64
2	No	0.00% 0

64

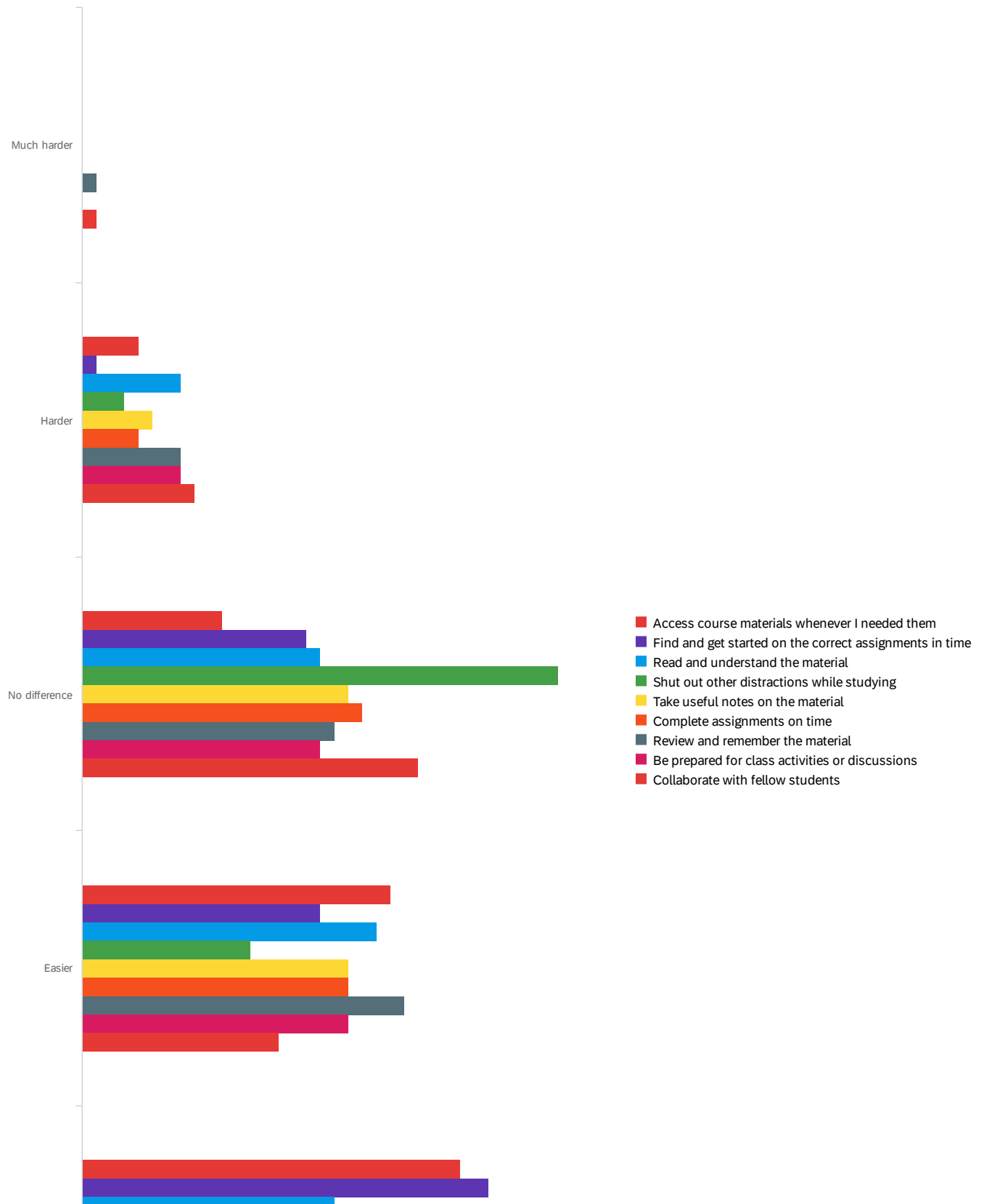
Showing rows 1 - 3 of 3

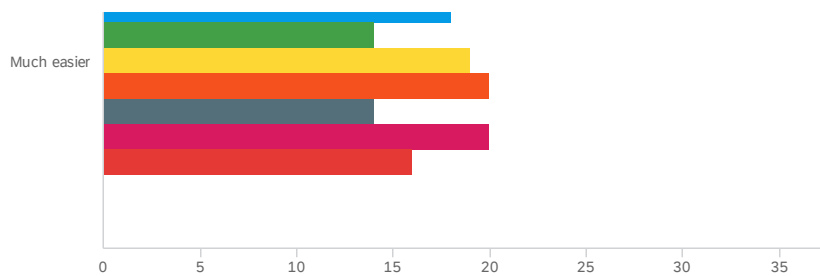
Q18 - How would you rate the overall quality of the material in this course compared to your other courses?



Showing rows 1 - 6 of 6

Q19 - Compared to traditional textbooks used in your other classes, did this course's digital material make it easier or harder to do the following activities?



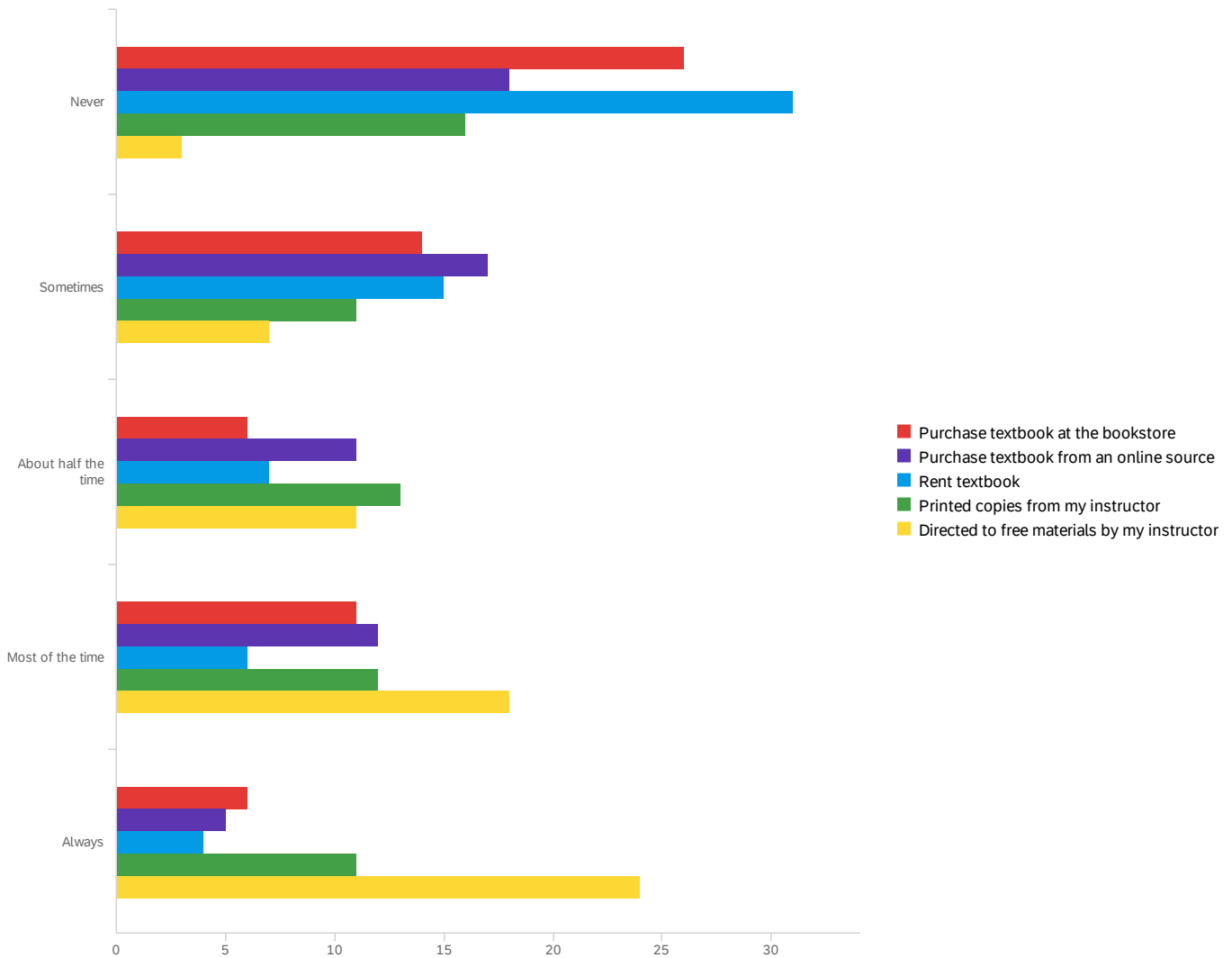


#	Field	Minimum	Maximum	Mean	Std Deviation	Variance	Count
1	Access course materials whenever I needed them	2.00	5.00	4.14	0.91	0.82	63
2	Find and get started on the correct assignments in time	2.00	5.00	4.17	0.86	0.75	63
3	Read and understand the material	2.00	5.00	3.79	0.98	0.96	63
4	Shut out other distractions while studying	2.00	5.00	3.59	0.88	0.78	63
5	Take useful notes on the material	2.00	5.00	3.84	0.95	0.91	62
6	Complete assignments on time	2.00	5.00	3.87	0.93	0.87	63
7	Review and remember the material	1.00	5.00	3.67	0.99	0.98	63
8	Be prepared for class activities or discussions	2.00	5.00	3.83	1.00	1.00	63
9	Collaborate with fellow students	1.00	5.00	3.57	1.05	1.10	63

#	Field	Much harder		Harder		No difference		Easier		Much easier		Total
1	Access course materials whenever I needed them	0.00%	0	6.35%	4	15.87%	10	34.92%	22	42.86%	27	63
2	Find and get started on the correct assignments in time	0.00%	0	1.59%	1	25.40%	16	26.98%	17	46.03%	29	63
3	Read and understand the material	0.00%	0	11.11%	7	26.98%	17	33.33%	21	28.57%	18	63
4	Shut out other distractions while studying	0.00%	0	4.76%	3	53.97%	34	19.05%	12	22.22%	14	63
5	Take useful notes on the material	0.00%	0	8.06%	5	30.65%	19	30.65%	19	30.65%	19	62
6	Complete assignments on time	0.00%	0	6.35%	4	31.75%	20	30.16%	19	31.75%	20	63
7	Review and remember the material	1.59%	1	11.11%	7	28.57%	18	36.51%	23	22.22%	14	63
8	Be prepared for class activities or discussions	0.00%	0	11.11%	7	26.98%	17	30.16%	19	31.75%	20	63
9	Collaborate with fellow students	1.59%	1	12.70%	8	38.10%	24	22.22%	14	25.40%	16	63

Showing rows 1 - 9 of 9

Q20 - Please select how frequently you access course materials in the following ways in all of your college classes.

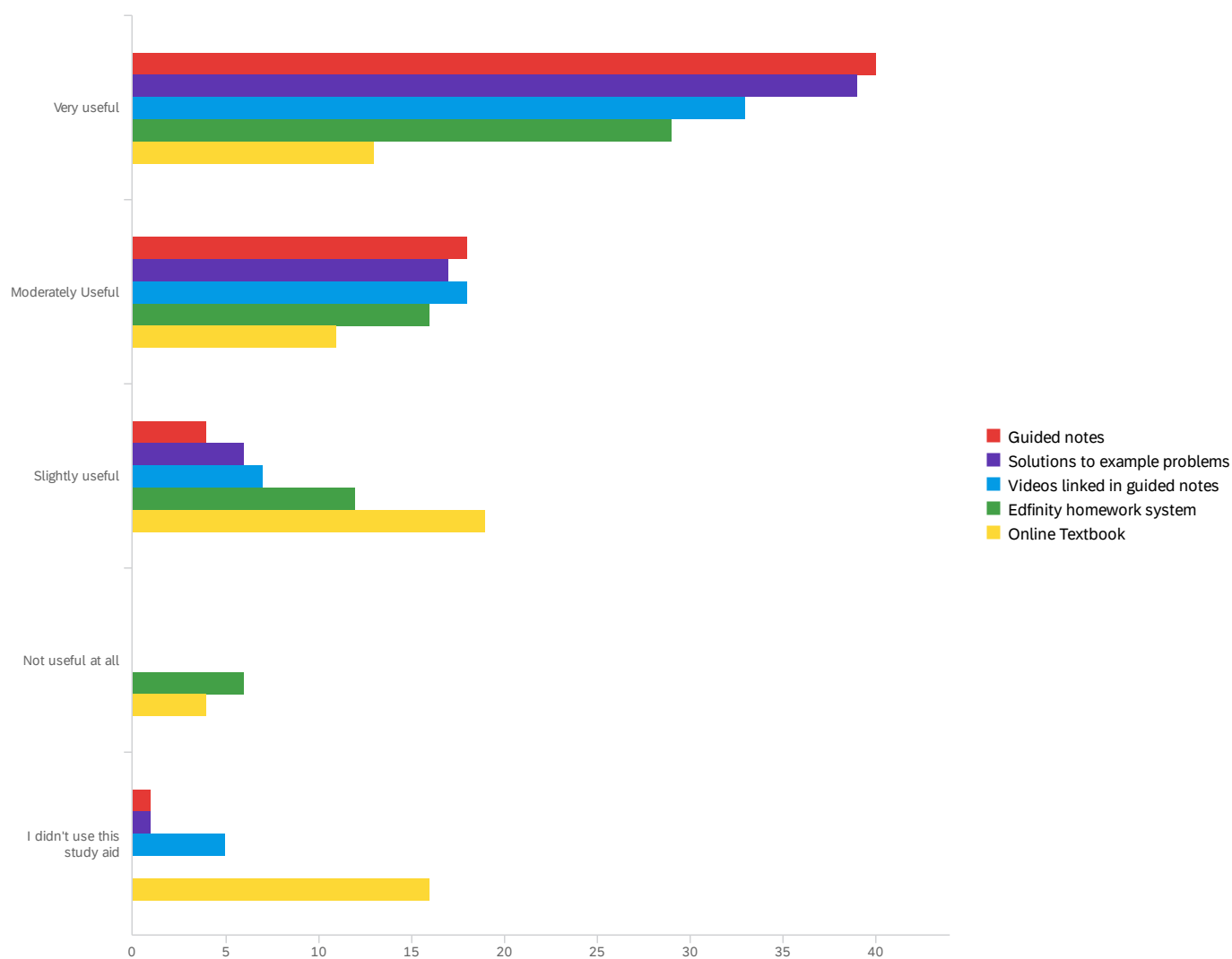


#	Field	Minimum	Maximum	Mean	Std Deviation	Variance	Count
1	Purchase textbook at the bookstore	1.00	5.00	2.32	1.40	1.96	63
2	Purchase textbook from an online source	1.00	5.00	2.51	1.30	1.68	63
3	Rent textbook	1.00	5.00	2.00	1.25	1.56	63
4	Printed copies from my instructor	1.00	5.00	2.86	1.43	2.06	63
5	Directed to free materials by my instructor	1.00	5.00	3.84	1.18	1.40	63

#	Field	Never		Sometimes		About half the time		Most of the time		Always		Total
1	Purchase textbook at the bookstore	41.27%	26	22.22%	14	9.52%	6	17.46%	11	9.52%	6	63
2	Purchase textbook from an online source	28.57%	18	26.98%	17	17.46%	11	19.05%	12	7.94%	5	63
3	Rent textbook	49.21%	31	23.81%	15	11.11%	7	9.52%	6	6.35%	4	63
4	Printed copies from my instructor	25.40%	16	17.46%	11	20.63%	13	19.05%	12	17.46%	11	63
5	Directed to free materials by my instructor	4.76%	3	11.11%	7	17.46%	11	28.57%	18	38.10%	24	63

Showing rows 1 - 5 of 5

## Q21 - How useful to supporting your learning were these digital study aids?



#	Field	Minimum	Maximum	Mean	Std Deviation	Variance	Count
1	Guided notes	1.00	5.00	1.48	0.75	0.57	63
2	Solutions to example problems	1.00	5.00	1.52	0.79	0.63	63
3	Videos linked in guided notes	1.00	5.00	1.83	1.15	1.32	63
4	Edfinity homework system	1.00	4.00	1.92	1.01	1.03	63
5	Online Textbook	1.00	5.00	2.98	1.44	2.08	63

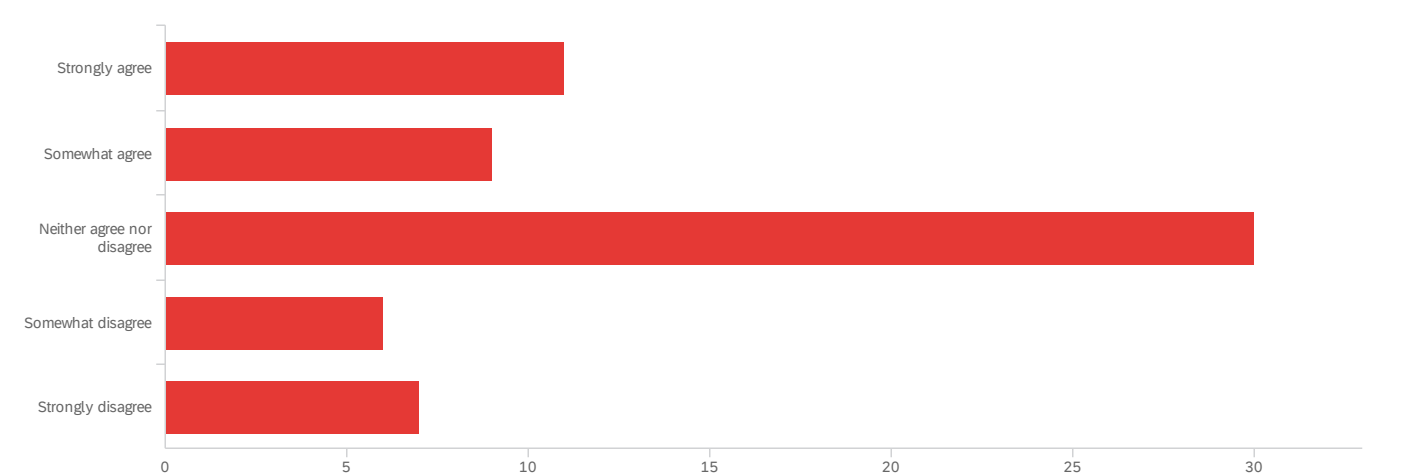
#	Field	Very useful	Moderately Useful	Slightly useful	Not useful at all	I didn't use this study aid	Total
---	-------	-------------	-------------------	-----------------	-------------------	-----------------------------	-------



#	Field	Very useful		Moderately Useful		Slightly useful		Not useful at all		I didn't use this study aid		Total
1	Guided notes	63.49%	40	28.57%	18	6.35%	4	0.00%	0	1.59%	1	63
2	Solutions to example problems	61.90%	39	26.98%	17	9.52%	6	0.00%	0	1.59%	1	63
3	Videos linked in guided notes	52.38%	33	28.57%	18	11.11%	7	0.00%	0	7.94%	5	63
4	Edfinity homework system	46.03%	29	25.40%	16	19.05%	12	9.52%	6	0.00%	0	63
5	Online Textbook	20.63%	13	17.46%	11	30.16%	19	6.35%	4	25.40%	16	63

Showing rows 1 - 5 of 5

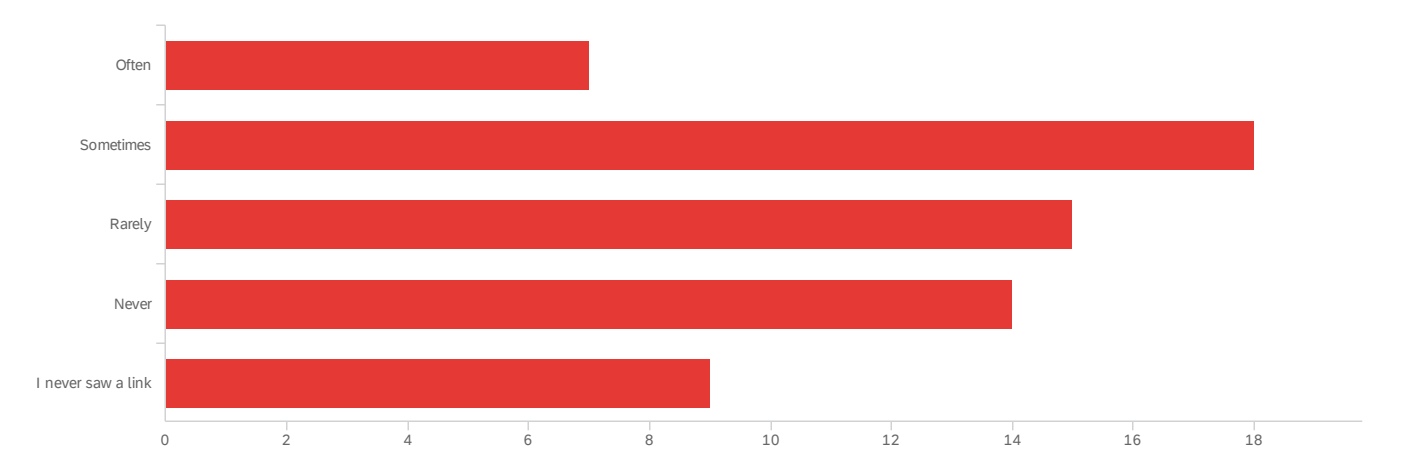
Q1 - The online textbook was helpful to me when working through homework.



#	Field	Minimum	Maximum	Mean	Std Deviation	Variance	Count
1	The online textbook was helpful to me when working through homework.	1.00	5.00	2.83	1.16	1.35	63

#	Field	Choice Count
1	Strongly agree	17.46% 11
2	Somewhat agree	14.29% 9
3	Neither agree nor disagree	47.62% 30
4	Somewhat disagree	9.52% 6
5	Strongly disagree	11.11% 7
		63

Q10 - I used the textbook link in the homework assignments:

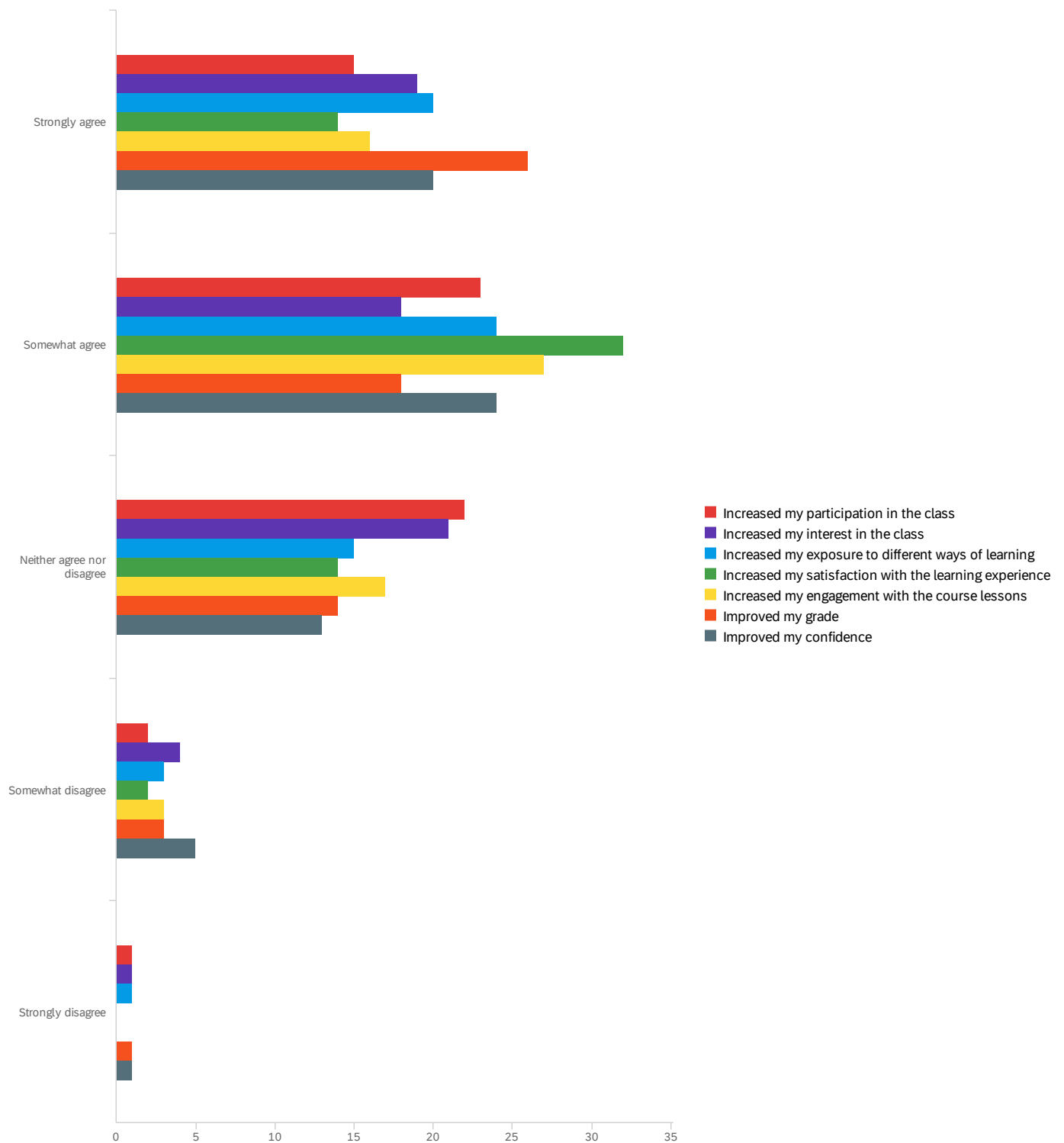


#	Field	Minimum	Maximum	Mean	Std Deviation	Variance	Count
1	I used the textbook link in the homework assignments:	1.00	5.00	3.00	1.23	1.52	63

#	Field	Choice Count
1	Often	11.11% 7
2	Sometimes	28.57% 18
3	Rarely	23.81% 15
4	Never	22.22% 14
5	I never saw a link	14.29% 9
		63

Showing rows 1 - 6 of 6

## Q16 - Using the materials in this course ...



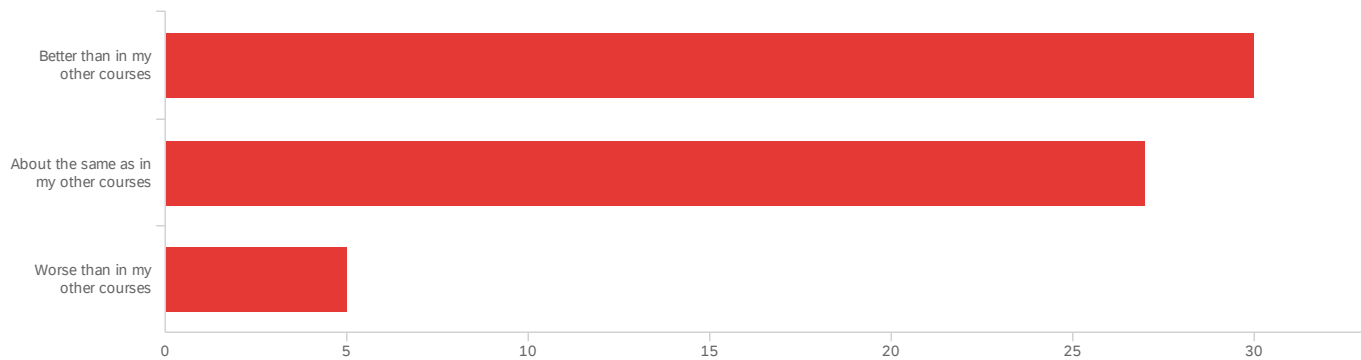
#	Field	Minimum	Maximum	Mean	Std Deviation	Variance	Count
1	Increased my participation in the class	1.00	5.00	2.22	0.90	0.81	63

#	Field	Minimum	Maximum	Mean	Std Deviation	Variance	Count
2	Increased my interest in the class	1.00	5.00	2.21	0.99	0.99	63
3	Increased my exposure to different ways of learning	1.00	5.00	2.06	0.94	0.88	63
4	Increased my satisfaction with the learning experience	1.00	4.00	2.06	0.76	0.58	62
5	Increased my engagement with the course lessons	1.00	4.00	2.11	0.84	0.70	63
6	Improved my grade	1.00	5.00	1.95	0.99	0.98	62
7	Improved my confidence	1.00	5.00	2.10	0.99	0.98	63

#	Field	Strongly agree		Somewhat agree		Neither agree nor disagree		Somewhat disagree		Strongly disagree		Total
1	Increased my participation in the class	23.81%	15	36.51%	23	34.92%	22	3.17%	2	1.59%	1	63
2	Increased my interest in the class	30.16%	19	28.57%	18	33.33%	21	6.35%	4	1.59%	1	63
3	Increased my exposure to different ways of learning	31.75%	20	38.10%	24	23.81%	15	4.76%	3	1.59%	1	63
4	Increased my satisfaction with the learning experience	22.58%	14	51.61%	32	22.58%	14	3.23%	2	0.00%	0	62
5	Increased my engagement with the course lessons	25.40%	16	42.86%	27	26.98%	17	4.76%	3	0.00%	0	63
6	Improved my grade	41.94%	26	29.03%	18	22.58%	14	4.84%	3	1.61%	1	62
7	Improved my confidence	31.75%	20	38.10%	24	20.63%	13	7.94%	5	1.59%	1	63

Showing rows 1 - 7 of 7

Q17 - I rate the quality of the resources used in this course as ...

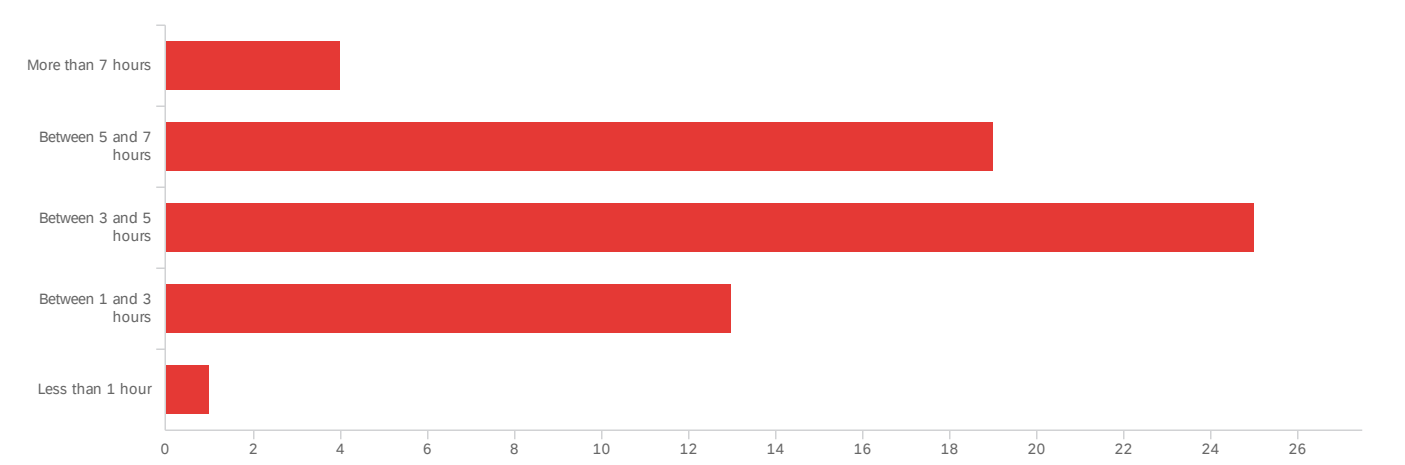


#	Field	Minimum	Maximum	Mean	Std Deviation	Variance	Count
1	I rate the quality of the resources used in this course as ...	1.00	3.00	1.60	0.63	0.40	62

#	Field	Choice Count
1	Better than in my other courses	48.39% 30
2	About the same as in my other courses	43.55% 27
3	Worse than in my other courses	8.06% 5
		62

Showing rows 1 - 4 of 4

Q11 - Approximately how many hours did you spend on Edfinity in a typical week?

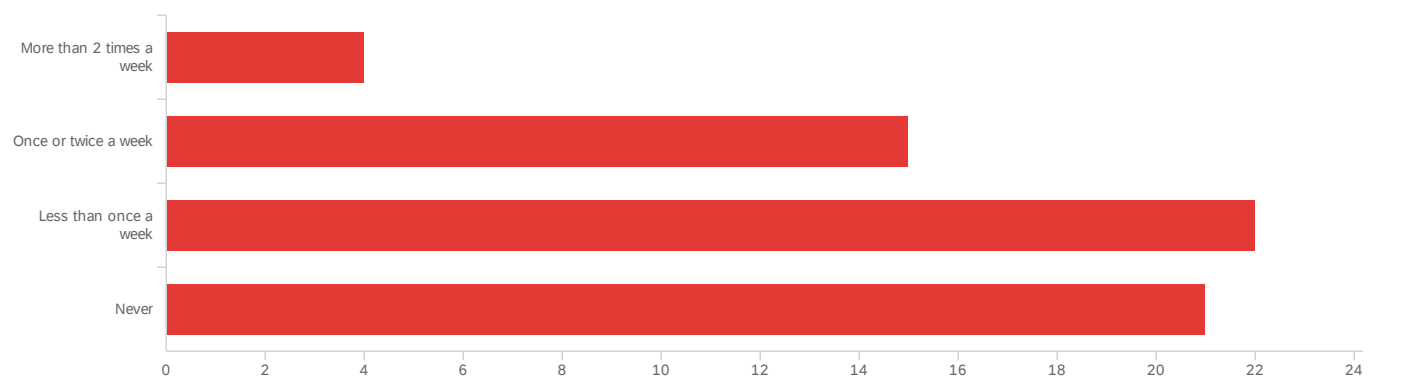


#	Field	Minimum	Maximum	Mean	Std Deviation	Variance	Count
1	Approximately how many hours did you spend on Edfinity in a typical week?	1.00	5.00	2.81	0.90	0.80	62

#	Field	Choice Count
1	More than 7 hours	6.45% 4
2	Between 5 and 7 hours	30.65% 19
3	Between 3 and 5 hours	40.32% 25
4	Between 1 and 3 hours	20.97% 13
5	Less than 1 hour	1.61% 1
		62

Showing rows 1 - 6 of 6

Q12 - On average how often did you ask the instructor for assistance through the Edfinity system?



#	Field	Minimum	Maximum	Mean	Std Deviation	Variance	Count
1	On average how often did you ask the instructor for assistance through the Edfinity system?	1.00	4.00	2.97	0.92	0.84	62

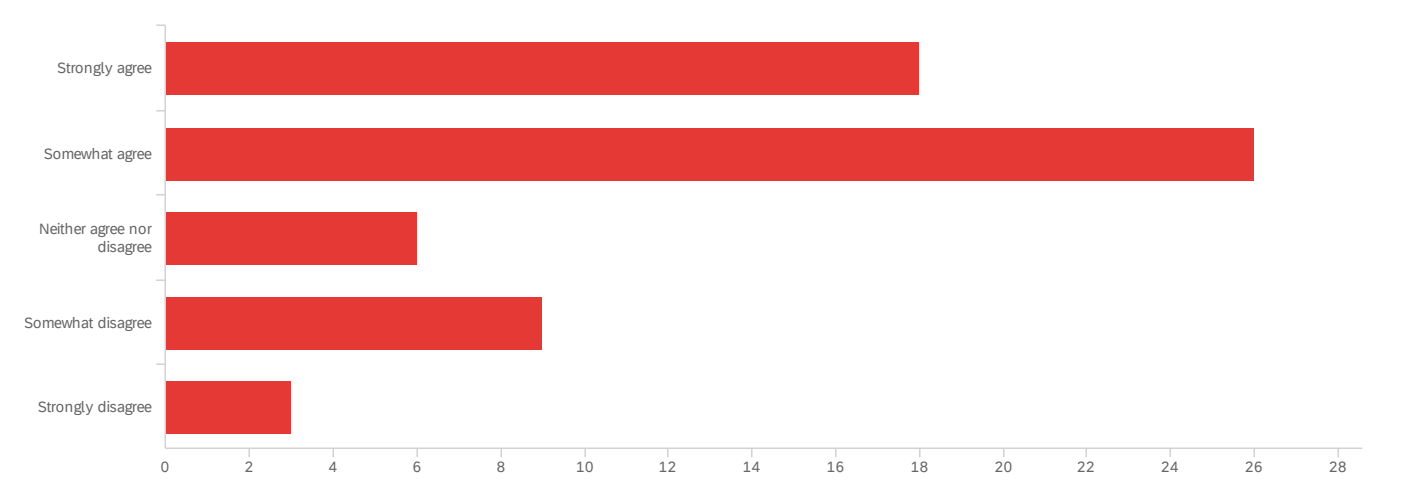
#	Field	Choice Count
1	More than 2 times a week	6.45% 4
2	Once or twice a week	24.19% 15
3	Less than once a week	35.48% 22
4	Never	33.87% 21

62

Showing rows 1 - 5 of 5



Q13 - Using Edfinity helped improve my understanding of the topics in your course.

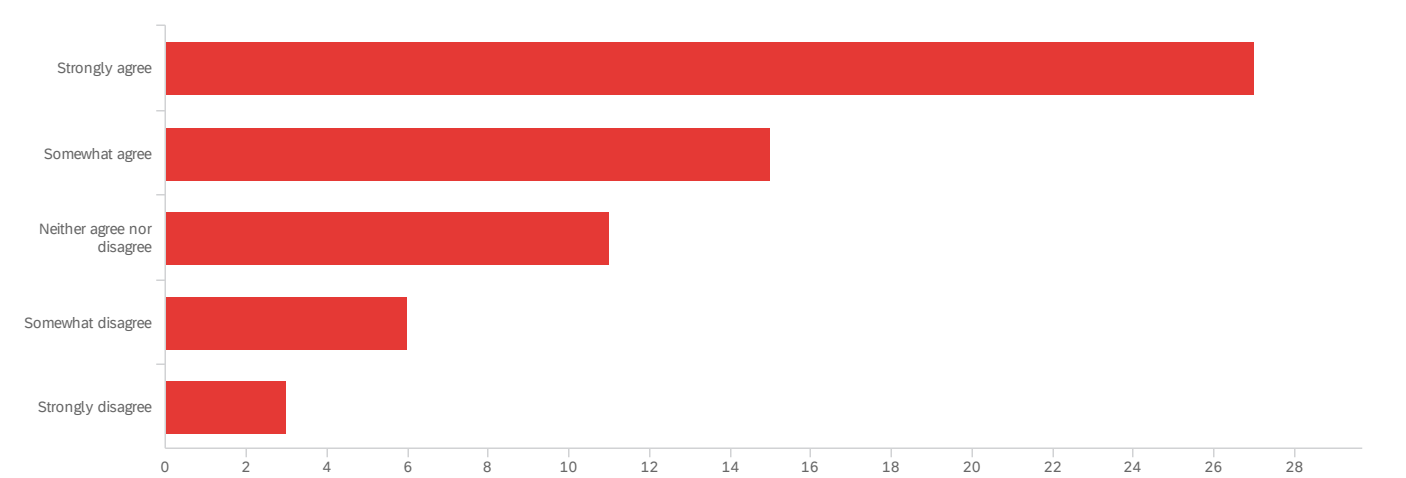


#	Field	Minimum	Maximum	Mean	Std Deviation	Variance	Count
1	Using Edfinity helped improve my understanding of the topics in your course.	1.00	5.00	2.24	1.16	1.34	62

#	Field	Choice Count
1	Strongly agree	29.03% 18
2	Somewhat agree	41.94% 26
3	Neither agree nor disagree	9.68% 6
4	Somewhat disagree	14.52% 9
5	Strongly disagree	4.84% 3
		62

Showing rows 1 - 6 of 6

Q14 - I found it easy to find what I needed on Edfinity.

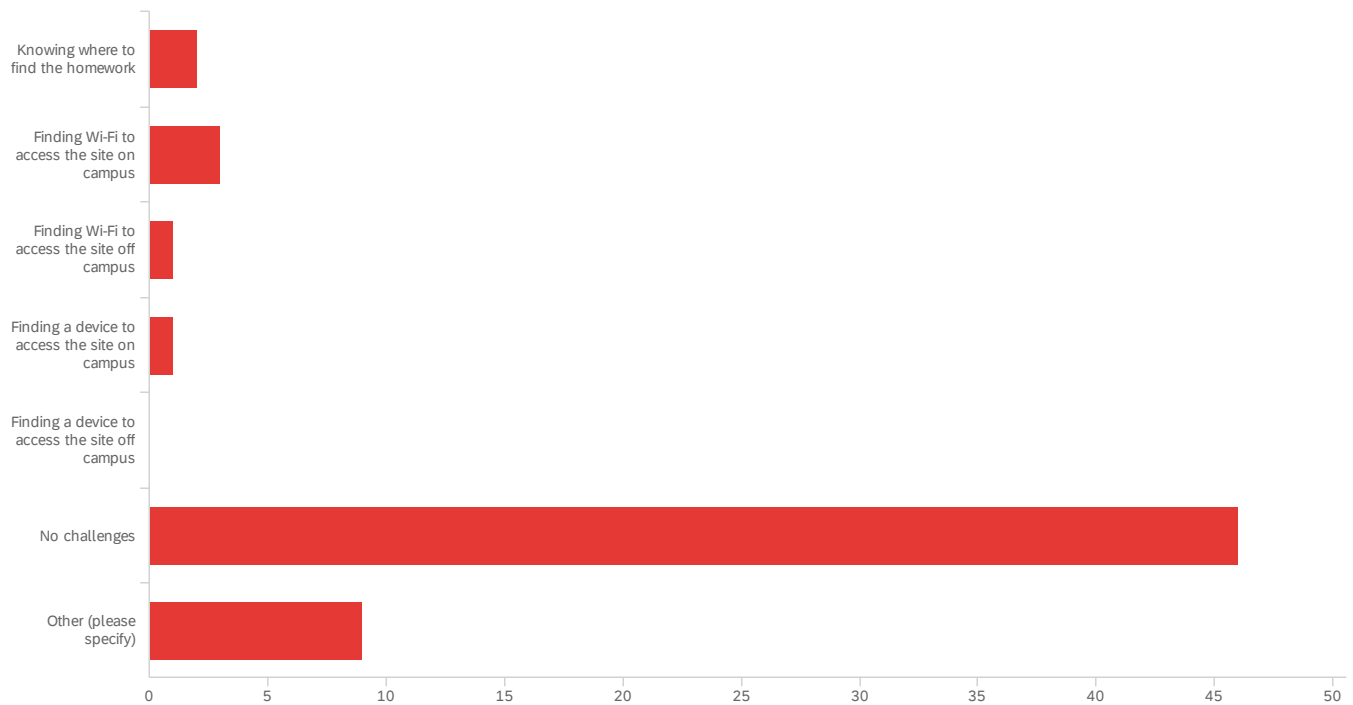


#	Field	Minimum	Maximum	Mean	Std Deviation	Variance	Count
1	I found it easy to find what I needed on Edfinity.	1.00	5.00	2.08	1.20	1.43	62

#	Field	Choice Count
1	Strongly agree	43.55% 27
2	Somewhat agree	24.19% 15
3	Neither agree nor disagree	17.74% 11
4	Somewhat disagree	9.68% 6
5	Strongly disagree	4.84% 3
		62

Showing rows 1 - 6 of 6

## Q15 - What challenges have you faced accessing Edfinity? (Select all that apply)



#	Field	Choice Count
1	Knowing where to find the homework	3.23% 2
2	Finding Wi-Fi to access the site on campus	4.84% 3
3	Finding Wi-Fi to access the site off campus	1.61% 1
4	Finding a device to access the site on campus	1.61% 1
5	Finding a device to access the site off campus	0.00% 0
6	No challenges	74.19% 46
7	Other (please specify)	14.52% 9
		62

Showing rows 1 - 8 of 8

### Q15\_7\_TEXT - Other (please specify)

Other (please specify)

Step by step examples/View an Example

Couldn't collaborate with classmates because the questions were different. They also were much much harder than any examples done in class.

Other (please specify)

---

The instructions when given an error on my answers were sometimes unclear.

Some problems didn't have practice problems

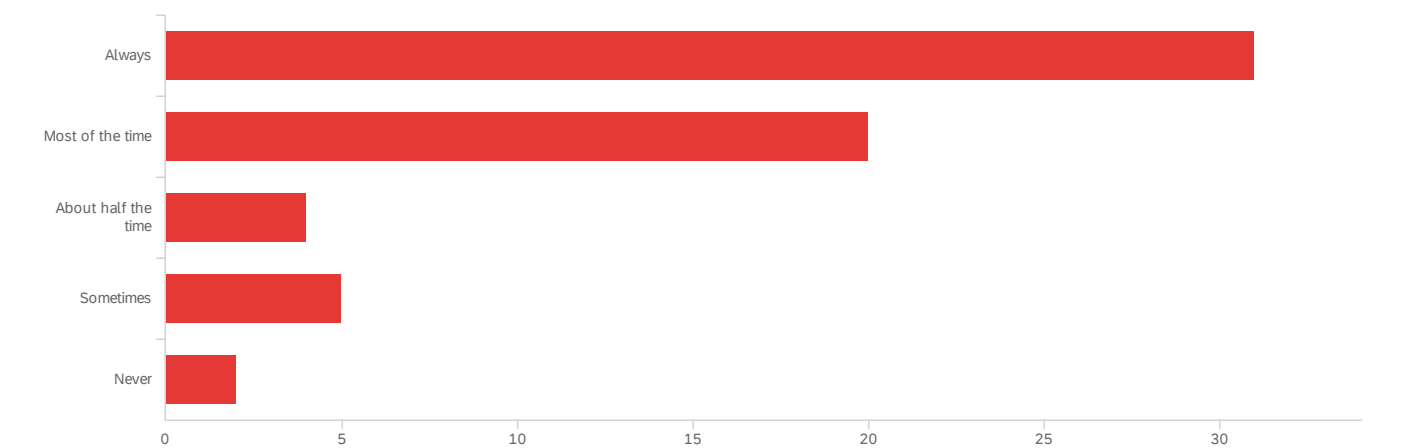
problem explanation

I did not like the fact that I needed to read through the assignment and then do an example prob. I am more of a listener. I found a lot of videos on youtube that help me. I am more of a person that likes to get straight to the point.

I would've liked the software to provide a little more feedback with better hints.

edfinity was not helpful in understanding material. It was about the same as having a worksheet with no instruction

Q22 - I purchase required course materials for my classes.

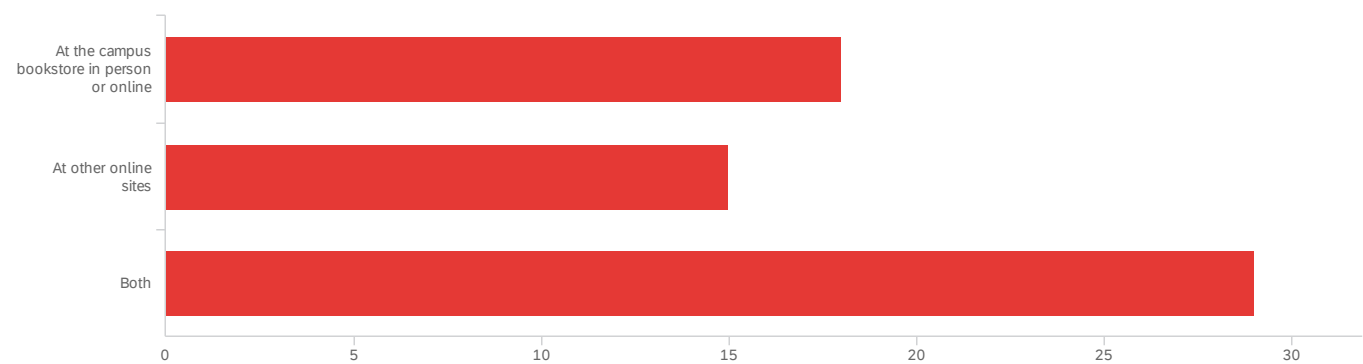


#	Field	Minimum	Maximum	Mean	Std Deviation	Variance	Count
1	I purchase required course materials for my classes.	1.00	5.00	1.82	1.07	1.15	62

#	Field	Choice Count
1	Always	50.00% 31
2	Most of the time	32.26% 20
3	About half the time	6.45% 4
4	Sometimes	8.06% 5
5	Never	3.23% 2
		62

Showing rows 1 - 6 of 6

Q23 - I shop for course materials ...

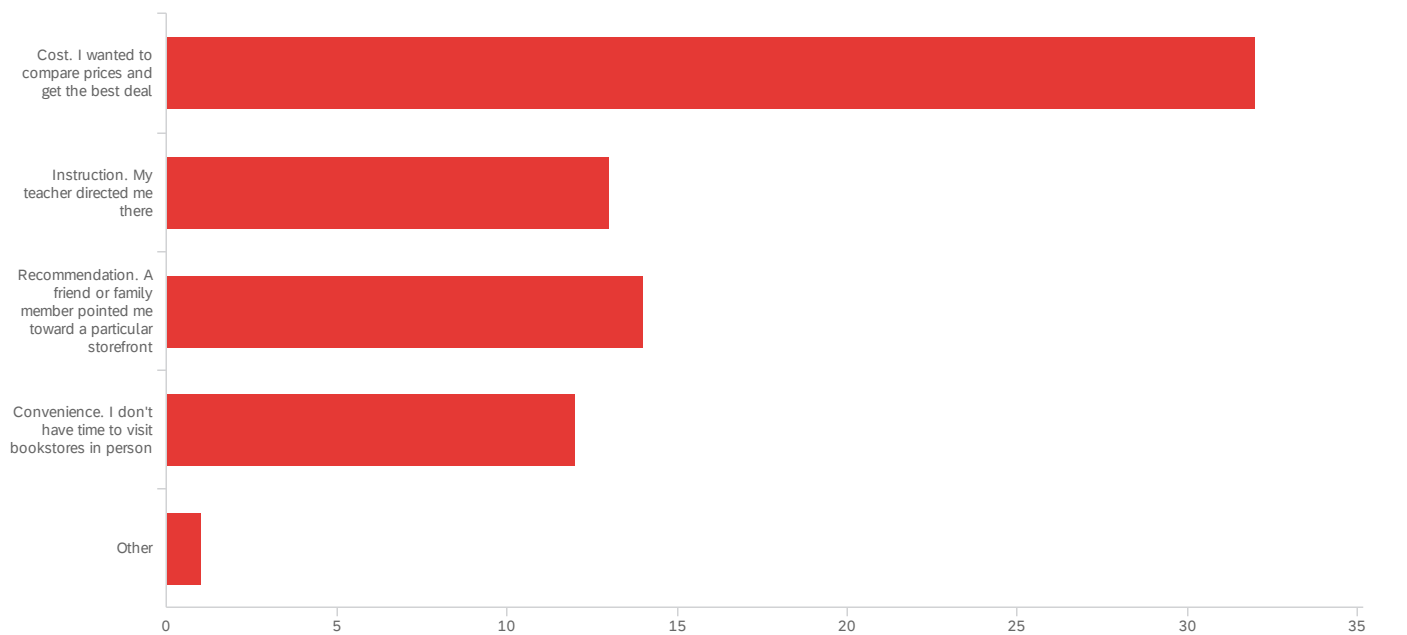


#	Field	Minimum	Maximum	Mean	Std Deviation	Variance	Count
1	I shop for course materials ...	1.00	3.00	2.18	0.85	0.73	62

#	Field	Choice Count
1	At the campus bookstore in person or online	29.03% 18
2	At other online sites	24.19% 15
3	Both	46.77% 29
		62

Showing rows 1 - 4 of 4

Q24 - Why have you chosen to shop at other online sites for course materials in the past?



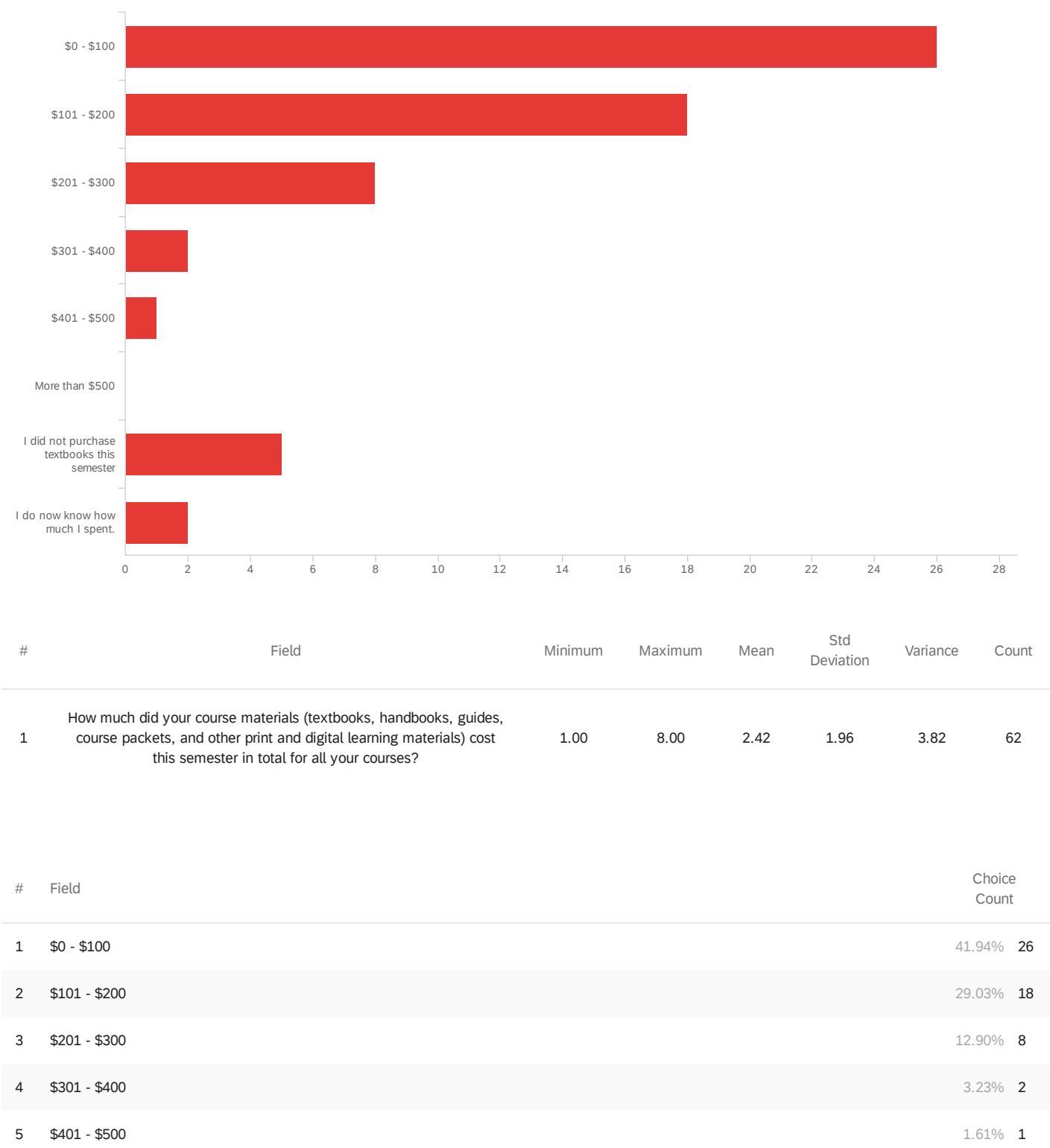
#	Field	Choice Count
1	Cost. I wanted to compare prices and get the best deal	44.44% 32
2	Instruction. My teacher directed me there	18.06% 13
3	Recommendation. A friend or family member pointed me toward a particular storefront	19.44% 14
4	Convenience. I don't have time to visit bookstores in person	16.67% 12
5	Other	1.39% 1
		72

Showing rows 1 - 6 of 6

Q24\_5\_TEXT - Other

Other
-------

Q25 - How much did your course materials (textbooks, handbooks, guides, course packets, and other print and digital learning materials) cost this semester in total for all your courses?



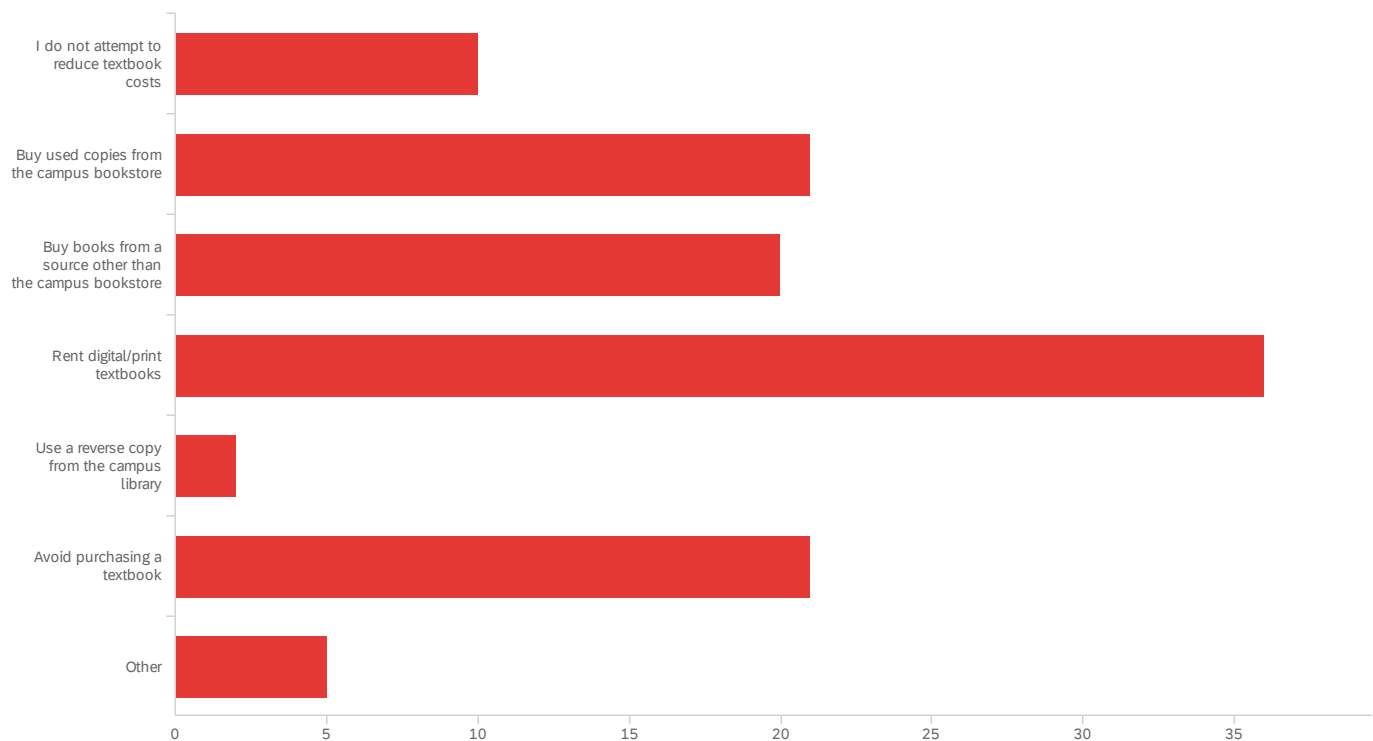


#	Field	Choice Count
6	More than \$500	0.00% 0
7	I did not purchase textbooks this semester	8.06% 5
8	I do now know how much I spent.	3.23% 2

62

Showing rows 1 - 9 of 9

## Q26 - What measures have you taken to reduce your required textbook costs? (Check all that apply)



#	Field	Choice Count
1	I do not attempt to reduce textbook costs	8.70% 10
2	Buy used copies from the campus bookstore	18.26% 21
3	Buy books from a source other than the campus bookstore	17.39% 20
4	Rent digital/print textbooks	31.30% 36
5	Use a reverse copy from the campus library	1.74% 2
6	Avoid purchasing a textbook	18.26% 21
7	Other	4.35% 5
		115

Showing rows 1 - 8 of 8

Q26\_7\_TEXT - Other

Other

Other

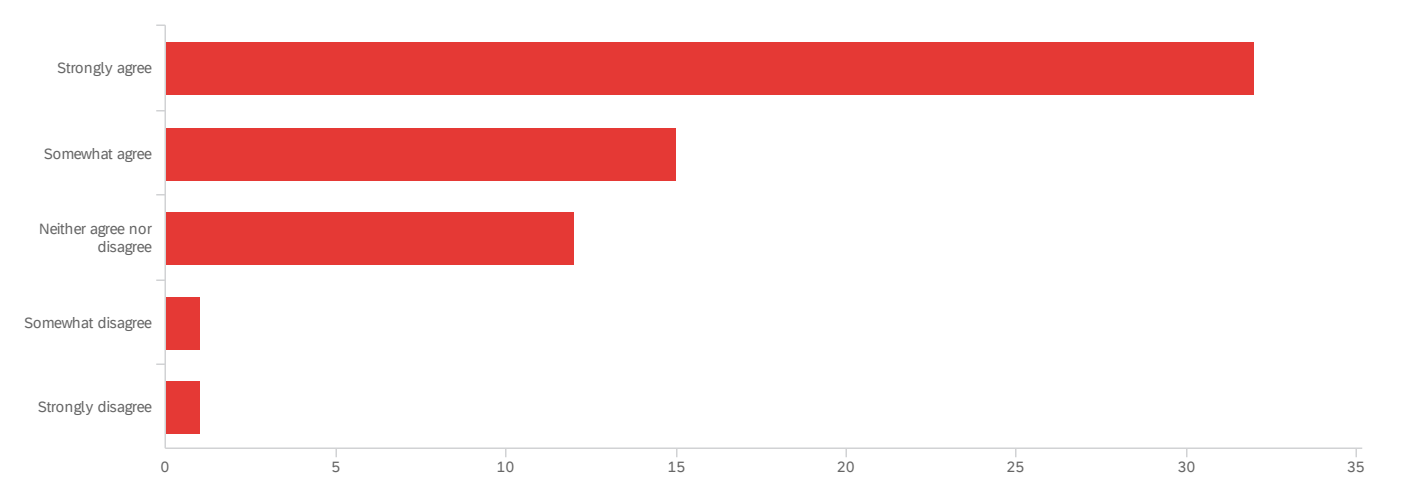
---

free online sources

I didn't buy any textbooks this semester because free versions were offered to me online by all of my teachers

if I can find the book online for free I will use that book or find a youtube link to teach me the material. Unless I need the book to complete an assignment I do not purchase it. I usually dont purchase until about two to three weeks in.

Q28 - I am more likely to enroll in a course that offers low or no cost required materials.

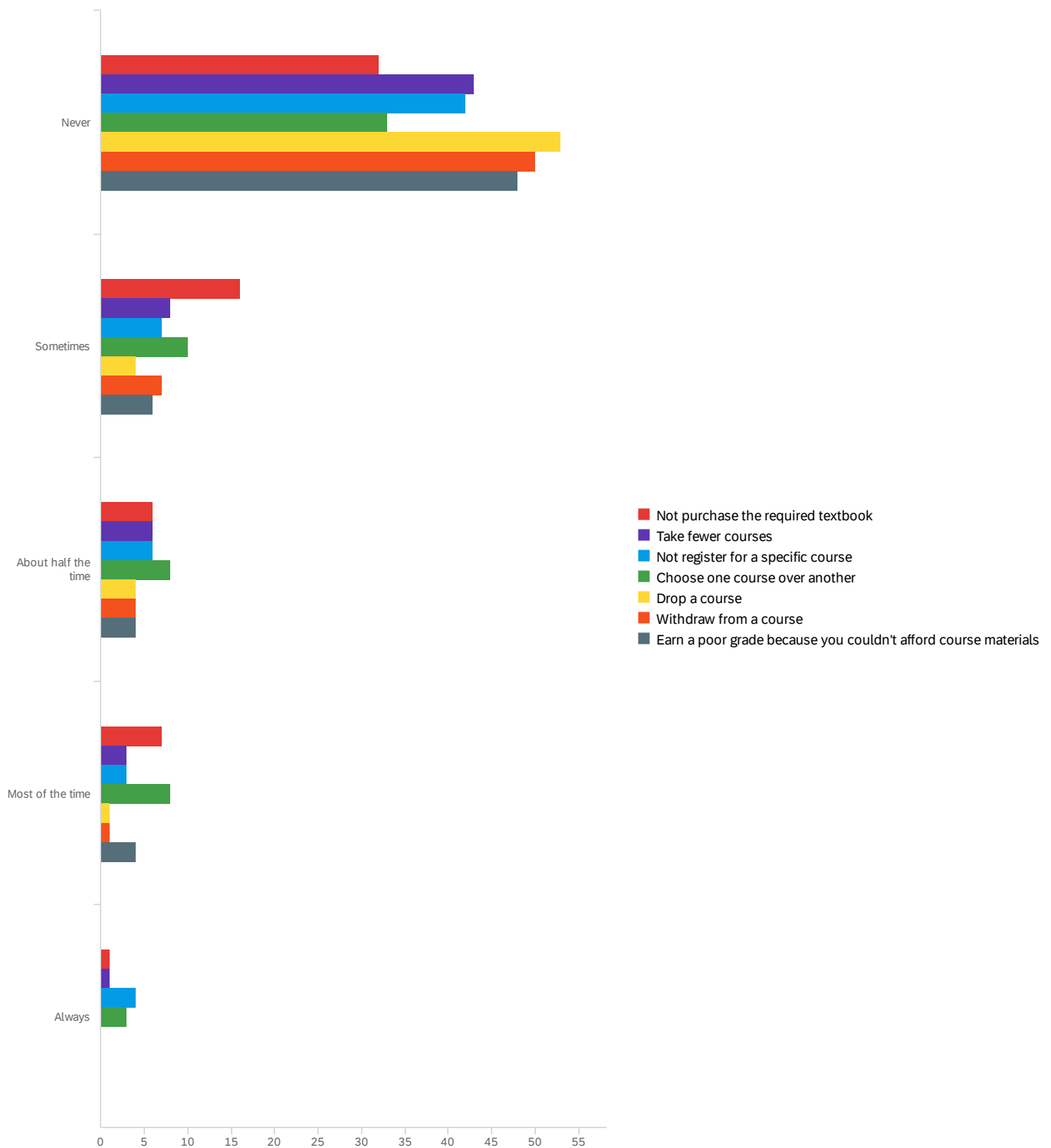


#	Field	Minimum	Maximum	Mean	Std Deviation	Variance	Count
1	I am more likely to enroll in a course that offers low or no cost required materials.	1.00	5.00	1.75	0.93	0.87	61

#	Field	Choice Count
1	Strongly agree	52.46% 32
2	Somewhat agree	24.59% 15
3	Neither agree nor disagree	19.67% 12
4	Somewhat disagree	1.64% 1
5	Strongly disagree	1.64% 1
		61

Showing rows 1 - 6 of 6

## Q29 - Has the cost of required course materials ever caused you to ...



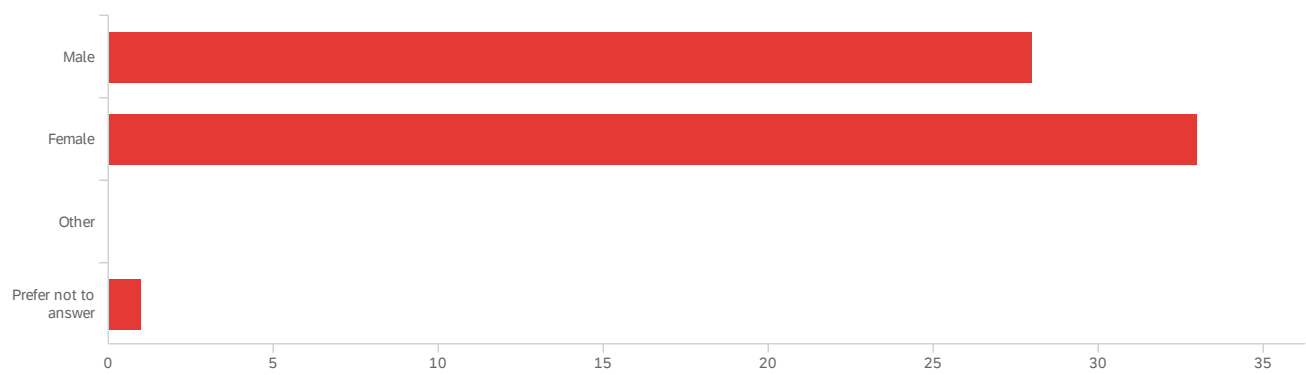
#	Field	Minimum	Maximum	Mean	Std Deviation	Variance	Count
1	Not purchase the required textbook	1.00	5.00	1.85	1.09	1.19	62

#	Field	Minimum	Maximum	Mean	Std Deviation	Variance	Count
2	Take fewer courses	1.00	5.00	1.54	0.97	0.94	61
3	Not register for a specific course	1.00	5.00	1.71	1.21	1.46	62
4	Choose one course over another	1.00	5.00	2.00	1.27	1.61	62
5	Drop a course	1.00	4.00	1.24	0.64	0.41	62
6	Withdraw from a course	1.00	4.00	1.29	0.66	0.43	62
7	Earn a poor grade because you couldn't afford course materials	1.00	4.00	1.42	0.87	0.76	62

#	Field	Never		Sometimes		About half the time		Most of the time		Always		Total
1	Not purchase the required textbook	51.61%	32	25.81%	16	9.68%	6	11.29%	7	1.61%	1	62
2	Take fewer courses	70.49%	43	13.11%	8	9.84%	6	4.92%	3	1.64%	1	61
3	Not register for a specific course	67.74%	42	11.29%	7	9.68%	6	4.84%	3	6.45%	4	62
4	Choose one course over another	53.23%	33	16.13%	10	12.90%	8	12.90%	8	4.84%	3	62
5	Drop a course	85.48%	53	6.45%	4	6.45%	4	1.61%	1	0.00%	0	62
6	Withdraw from a course	80.65%	50	11.29%	7	6.45%	4	1.61%	1	0.00%	0	62
7	Earn a poor grade because you couldn't afford course materials	77.42%	48	9.68%	6	6.45%	4	6.45%	4	0.00%	0	62

Showing rows 1 - 7 of 7

Q2 - What is your gender?



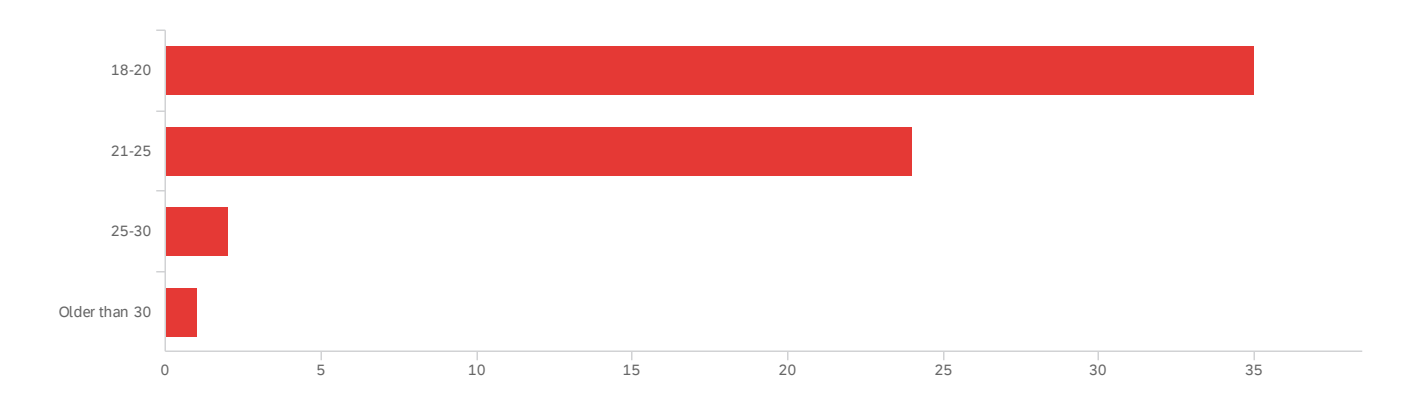
#	Field	Minimum	Maximum	Mean	Std Deviation	Variance	Count
1	What is your gender?	1.00	4.00	1.58	0.58	0.34	62

#	Field	Choice Count
1	Male	45.16% 28
2	Female	53.23% 33
3	Other	0.00% 0
4	Prefer not to answer	1.61% 1

62

Showing rows 1 - 5 of 5

Q3 - What is your age?



#	Field	Minimum	Maximum	Mean	Std Deviation	Variance	Count
1	What is your age?	1.00	4.00	1.50	0.64	0.41	62

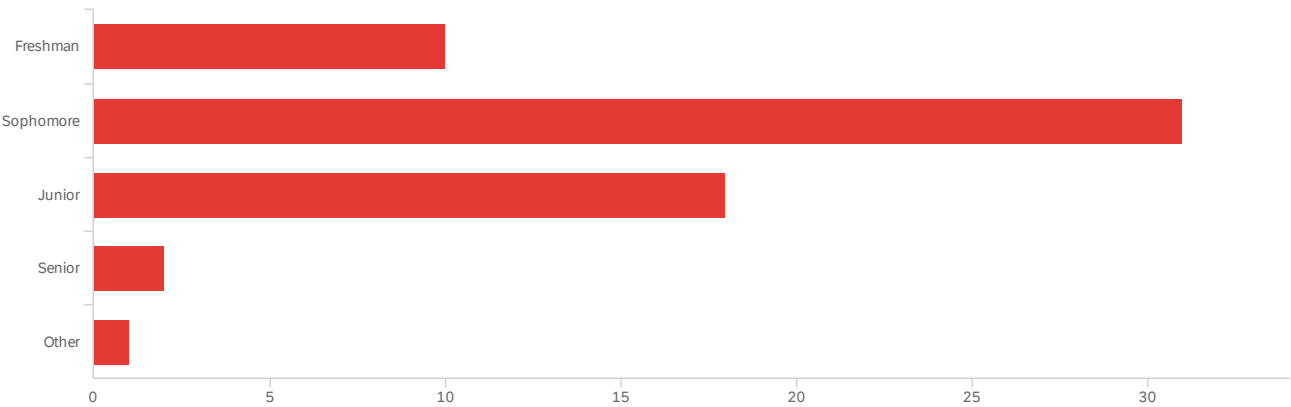
#	Field	Choice Count
1	18-20	56.45% 35
2	21-25	38.71% 24
3	25-30	3.23% 2
4	Older than 30	1.61% 1

62

Showing rows 1 - 5 of 5



Q4 - What is your academic year?

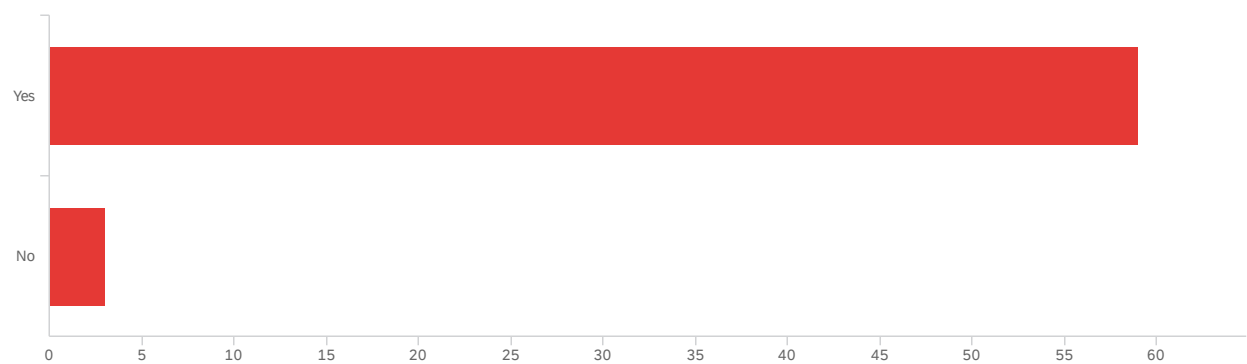


#	Field	Minimum	Maximum	Mean	Std Deviation	Variance	Count
1	What is your academic year?	1.00	5.00	2.24	0.82	0.67	62

#	Field	Choice Count
1	Freshman	16.13% 10
2	Sophomore	50.00% 31
3	Junior	29.03% 18
4	Senior	3.23% 2
5	Other	1.61% 1
		62

Showing rows 1 - 6 of 6

Q5 - Are you a STEM (Science, Technology, Engineering, Mathematics) major?



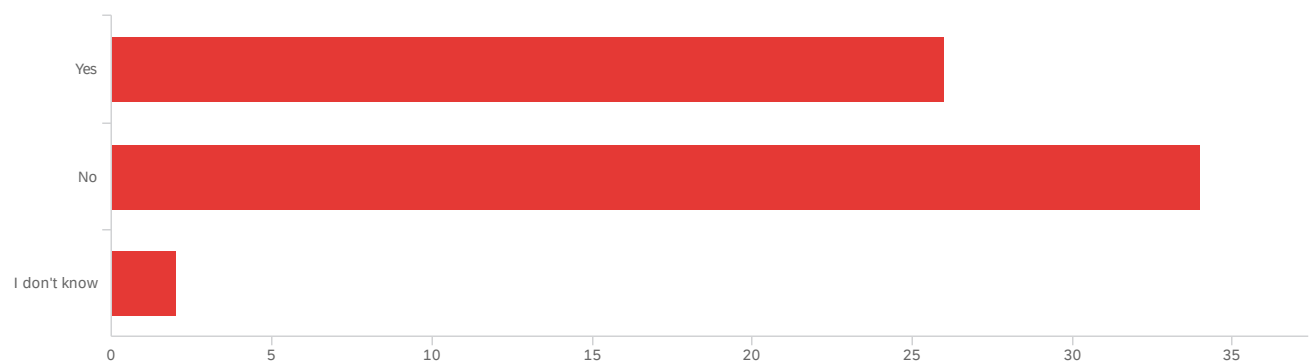
#	Field	Minimum	Maximum	Mean	Std Deviation	Variance	Count
1	Are you a STEM (Science, Technology, Engineering, Mathematics) major?	1.00	2.00	1.05	0.21	0.05	62

#	Field	Choice Count
1	Yes	95.16% 59
2	No	4.84% 3

62

Showing rows 1 - 3 of 3

Q6 - Did either of your parents or guardians earn a four-year college degree?

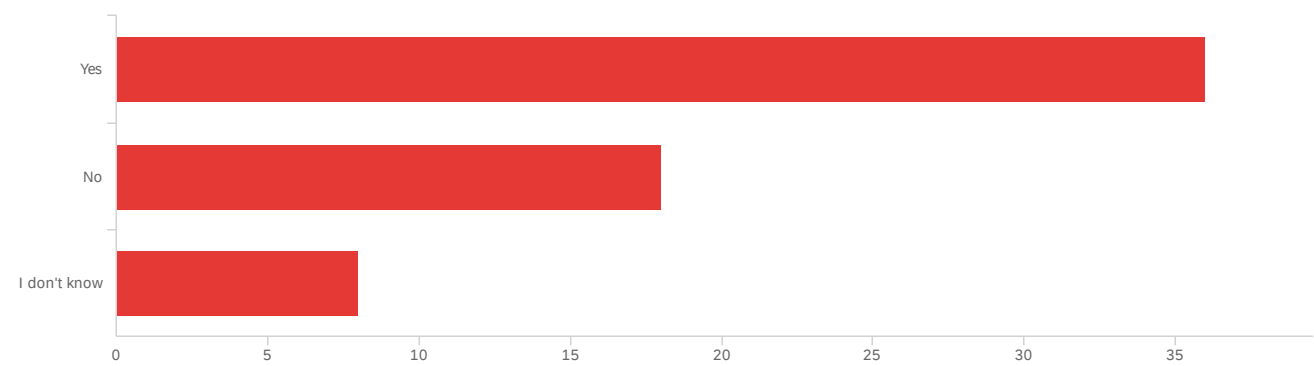


#	Field	Minimum	Maximum	Mean	Std Deviation	Variance	Count
1	Did either of your parents or guardians earn a four-year college degree?	1.00	3.00	1.61	0.55	0.30	62

#	Field	Choice Count
1	Yes	41.94% 26
2	No	54.84% 34
3	I don't know	3.23% 2
		62

Showing rows 1 - 4 of 4

Q7 - Are you a recipient of the Pell grant?

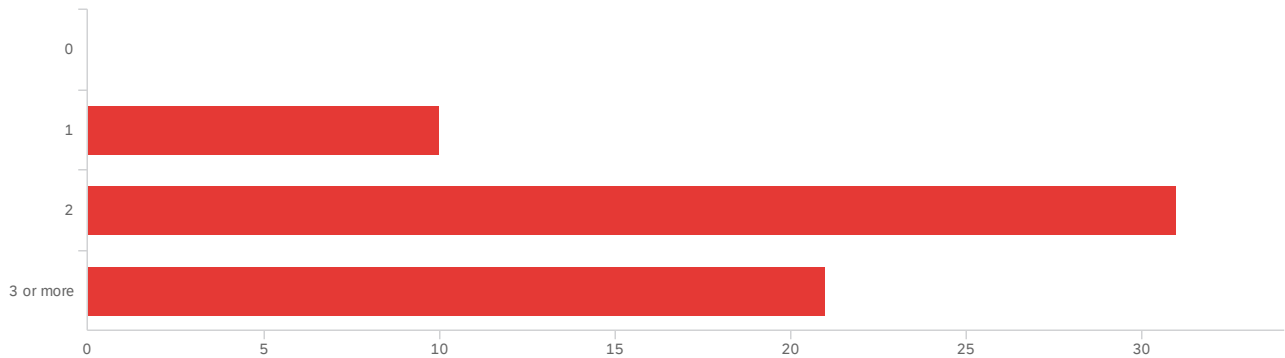


#	Field	Minimum	Maximum	Mean	Std Deviation	Variance	Count
1	Are you a recipient of the Pell grant?	1.00	3.00	1.55	0.71	0.51	62

#	Field	Choice Count
1	Yes	58.06% 36
2	No	29.03% 18
3	I don't know	12.90% 8
		62

Showing rows 1 - 4 of 4

Q8 - How many college-level math courses have you taken prior to this one?



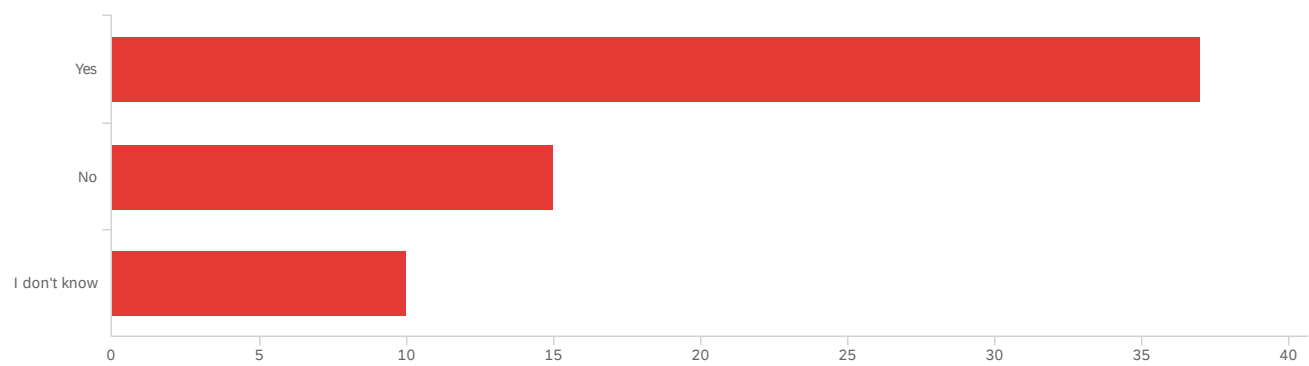
#	Field	Minimum	Maximum	Mean	Std Deviation	Variance	Count
1	How many college-level math courses have you taken prior to this one?	2.00	4.00	3.18	0.68	0.47	62

#	Field	Choice Count
1	0	0.00% 0
2	1	16.13% 10
3	2	50.00% 31
4	3 or more	33.87% 21

62

Showing rows 1 - 5 of 5

Q9 - Do you plan to take another math course after this one?

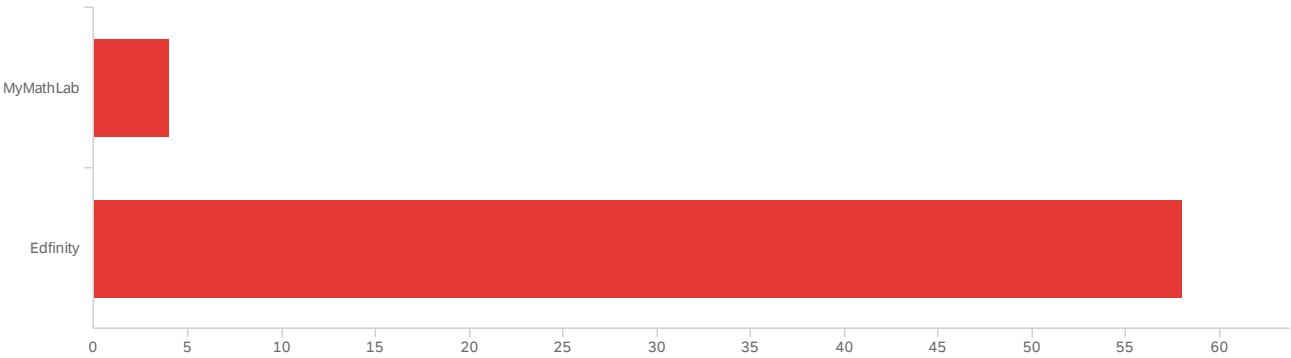


#	Field	Minimum	Maximum	Mean	Std Deviation	Variance	Count
1	Do you plan to take another math course after this one?	1.00	3.00	1.56	0.75	0.57	62

#	Field	Choice Count
1	Yes	59.68% 37
2	No	24.19% 15
3	I don't know	16.13% 10
		62

Showing rows 1 - 4 of 4

Q41 - What system did you use for homework?



#	Field	Minimum	Maximum	Mean	Std Deviation	Variance	Count
1	What system did you use for homework?	1.00	2.00	1.94	0.25	0.06	62

#	Field	Choice Count
1	MyMathLab	6.45% 4
2	Edfinity	93.55% 58

62

Showing rows 1 - 3 of 3

End of Report